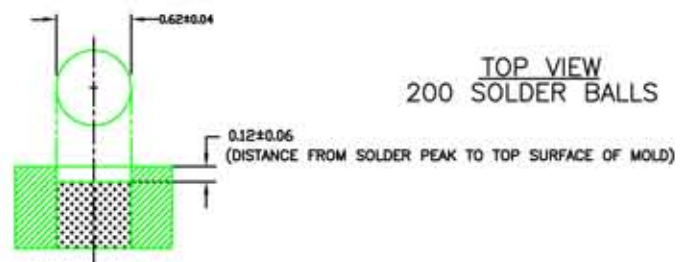
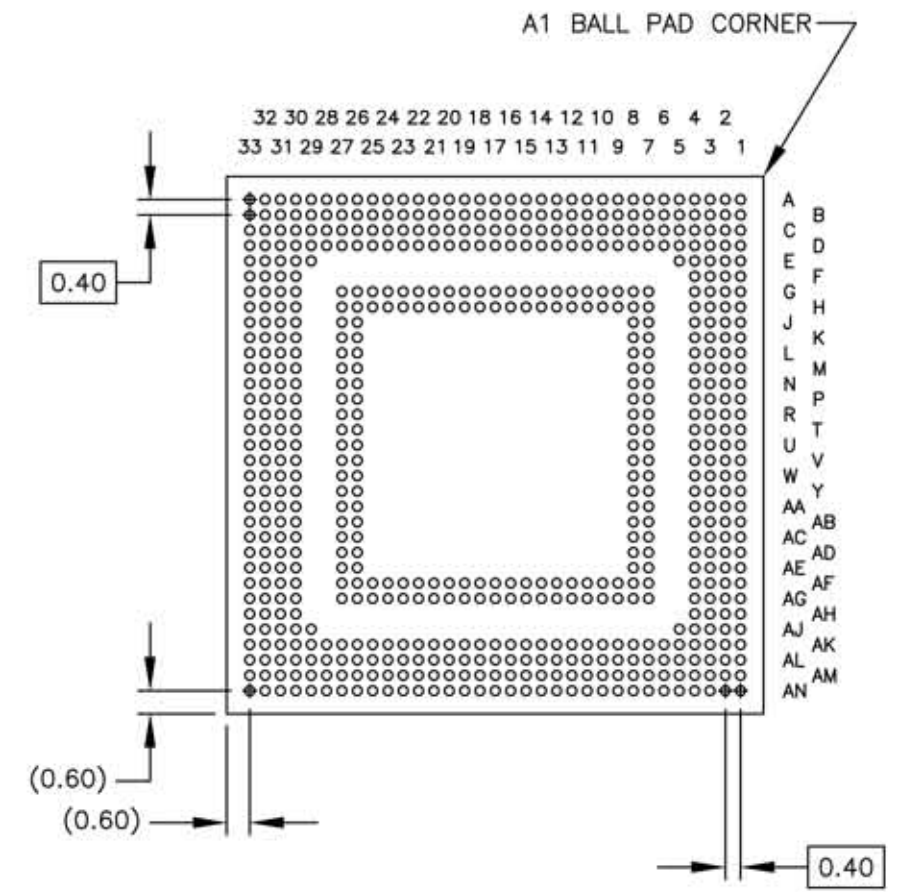
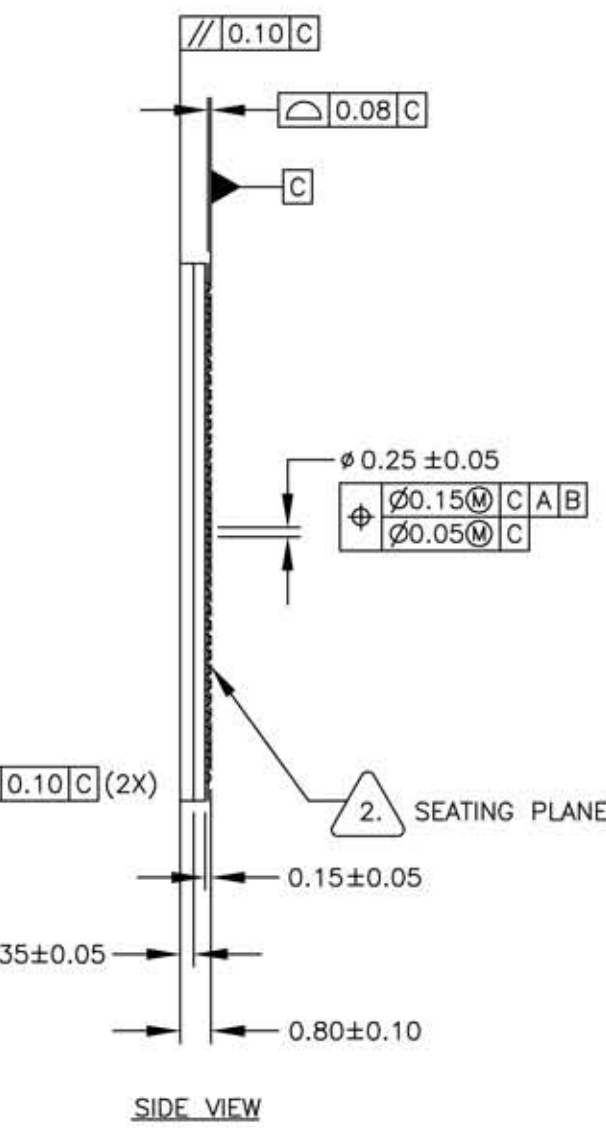
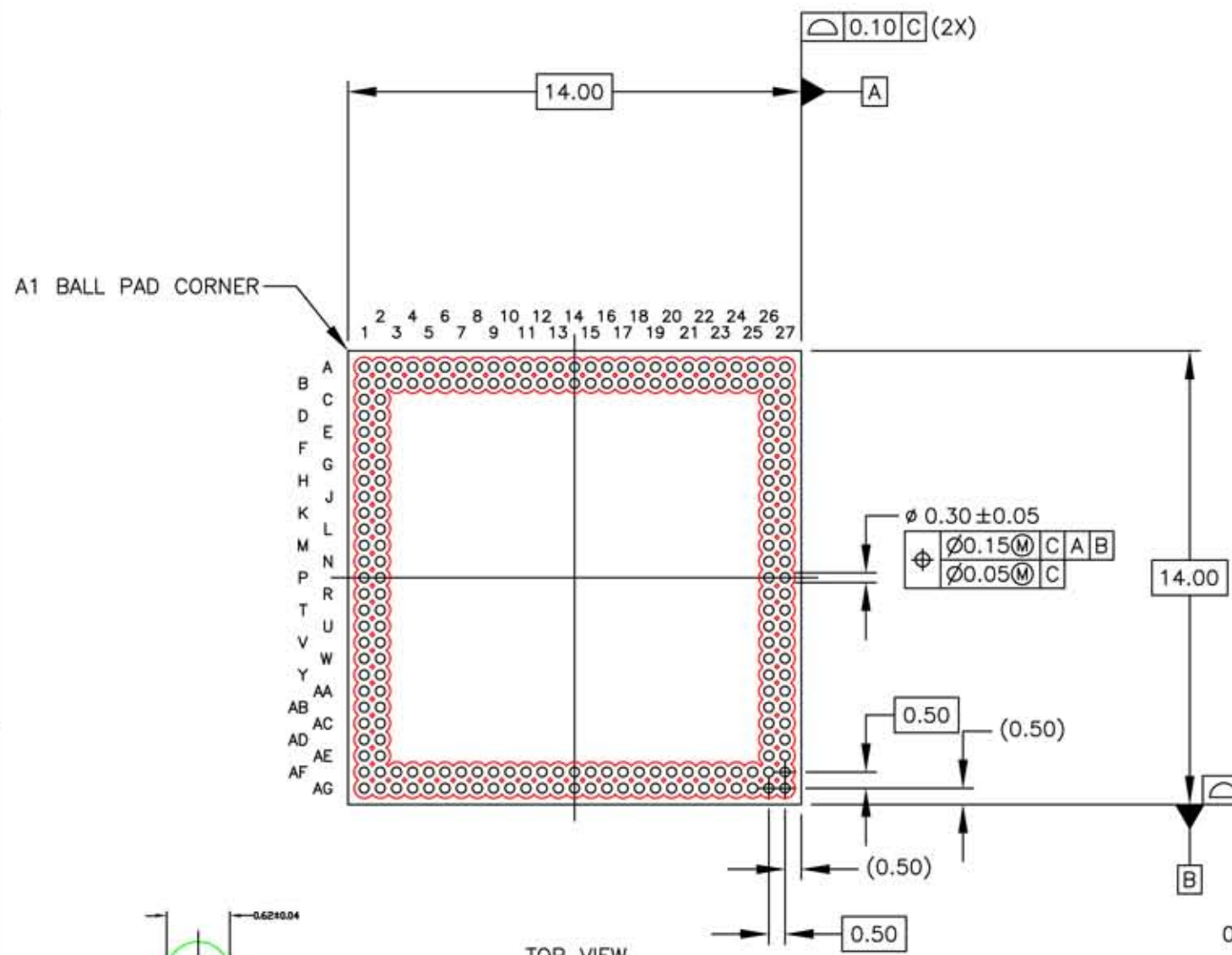


| REVISION HISTORY | | | |
|------------------|----------------|------------|----------|
| REV | DESCRIPTION | ORIGINATOR | DATE |
| 0A | INITIAL REVIEW | KSSO | 10-27-10 |



TOP VIEW
200 SOLDER BALLS

DIE BOTTOM / BALL SIDE VIEW
620 SOLDER BALLS

TMV SCHEMATIC VIEW AND DIMENSION

2. PRIMARY DATUM C AND SEATING PLANE ARE DEFINED BY THE SPHERICAL CROWNS OF THE SOLDER BALLS

1. ALL DIMENSIONS AND TOLERANCES CONFORM TO ASME Y14.5M-1994

NOTES: UNLESS OTHERWISE SPECIFIED

THE INFORMATION, DRAWINGS, AND DESIGN CONCEPTS CONTAINED HEREIN ARE CONFIDENTIAL/PROPRIETARY AND THE EXCLUSIVE PROPERTY OF AMKOR. THEY SHALL BE MAINTAINED IN STRICT CONFIDENCE, AND SHALL NOT BE RELEASED TO ANY THIRD PARTY WITHOUT THE EXPRESS WRITTEN CONSENT OF AMKOR.

THIRD ANGLE PROJECTION

UNLESS OTHERWISE SPECIFIED DIMENSIONS ARE IN MILLIMETERS

DECIMAL X.X ± 0.1
X.XX ± 0.05
X.XXX ± 0.030

ANGULAR ± 1'

INTERPRET DIM AND TOL PER ASME Y14.5M - 1994

| | | | |
|------------------------|---------------|------------|-------------|
| DRAWING TYPE | | | |
| PACKAGE OUTLINE | | | |
| PACKAGE GROUP | BODY X | BODY Y | BODY Z |
| TMV | 14.00 | 14.00 | 0.80 |
| BALL PITCH | RAW BALL SIZE | BALL COUNT | BALL MATRIX |
| 0.40 | 0.25 | 620 | 33 X 33 |
| SIZE | SCALE | DWG NUMBER | |
| A3 | 5:1 | 428270PO | |
| SHEET | | | REV |
| 1 OF 1 | | | 0A |

www.amkor.com